

# Baratherm

Ambient Door Curtain  
Heat Recovery Systems



## Overview

Baratherm door curtains provide an effective solution to energy loss and draughts adjacent to loading doors. When doors are opened, warm, heated air exits the building through the top of the opening whilst cold air enters through the lower part. The results are large amounts of heat being lost, draughts and the formation of colder air layers at low level. The cold air layer at occupancy level can be difficult to penetrate due to its different density to the warm air from space heater units.


Baratherm provides a solution; it produces a targeted, high velocity air stream across the door to significantly reduce the amount of warm air escaping and cold air entering.

Baratherm air curtains can be installed horizontally above the doorway or vertically to one side. Horizontal, high level mounted Baratherm has the additional advantage of recycling stratified warm air back to occupancy level to help break up any layer of cold air that has entered the building.

Where insects and dust contaminants can prove costly to production processes, Baratherm can provide the ingress protection required. Baratherms multi fan arrangement ensures an even, high velocity discharge along its length, giving the correct draught protection and coverage. Standard low energy, three speed single phase fans give greater flexibility and comfort control.

## Baratherm Specification

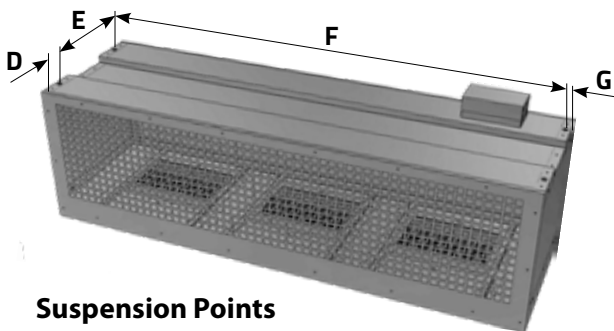
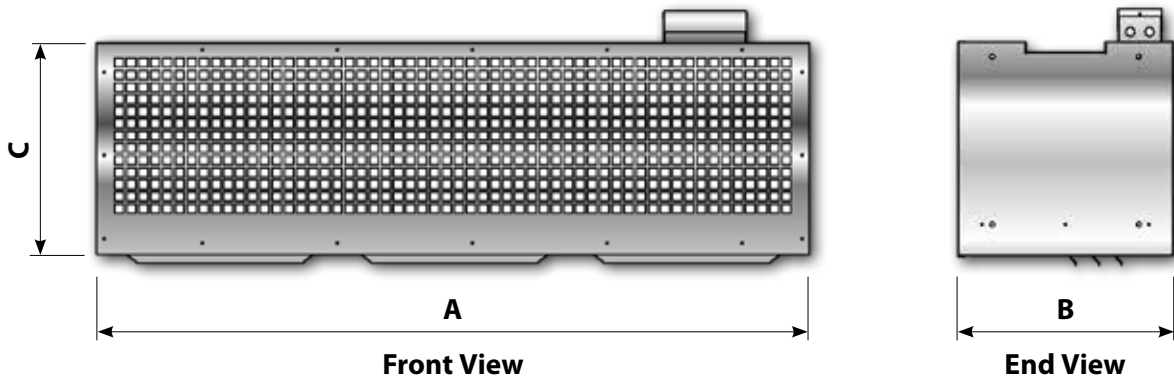
- Constructed from epoxy powder coated steel, housing a specifically designed low inertia fan deck to ensure long life and lowest energy usage. Paint finish is RAL 7015 which is stove hardened to compliment Powrmatic warm air and radiant ranges, other BS and RAL colours available as an option, additional cost on request.
- High velocity, directional louvred outlets give flexibility in differing applications.
- Three speed fans as standard, with optional Baratherm three speed controller available on request to control single and multiple modules up to a maximum of 4.
- Two module sizes give many combinations to serve most door widths, heights and applications.
- Baratherm has been primarily designed for use in commercial and industrial applications, usually suspended above or at the side of a loading door by purpose made fixings supplied by the installing professional.



# Technical Performance

Model			Ambient	
			BAR3/17A	BAR4/22A
Average Outlet Velocity	m/s	15.3	15.3	
Airflow Volume	High Speed	m³/h	8100	10800
	Med Speed	m³/h	4500	6000
	Low Speed	m³/h	3000	4000
Electrics	Supply	V/ph/Hz	230V 50Hz 1Ph	
	Start	amp	30.0	40.0
	Run	amp	12.0	16.0
Mounting Height	Min	m	2.5 - 5.0	2.5 - 5.0
Overall Dims	Height	mm	470	470
	Width	mm	1750	2250
	Depth	mm	470	470
Install Clearance	Top	mm	200	
	Front (air inlet)	mm	n/a	
	Sides	mm	n/a	
	Rear	mm	n/a	
Qty of fans			3	4
Nett Weight	kg		80	103
Model			BAR3/17A	BAR4/22A

\* **Important Note:** For full technical specification notes please refer to the product installation manual on our website at [www.powrmatic.co.uk](http://www.powrmatic.co.uk)



**Suspension Points**

Model	Dimensions (mm)						
	A	B	C	D	E	F	G
BAR3/16A	1750	550	466	76	400	16	1718
BAR4/21A	2250	550	466	76	400	16	2218

Powrmatic Limited  
Hort Bridge, Ilminster  
Somerset  
TA19 9PS  
tel: **+44 (0) 1460 53535**  
fax: **+44 (0) 1460 52341**  
e-mail: **info@powrmatic.co.uk**

**POWRMATIC**



Powrmatic Ireland  
45 Broomhill Close  
Tallaght  
Dublin 24  
tel: **+353 (0) 1452 1533**  
fax: **+353 (0) 1452 1764**  
e-mail: **info@powrmatic.ie**