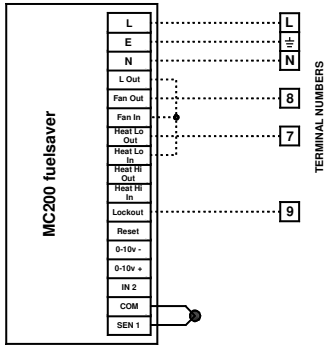
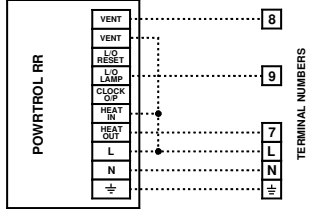
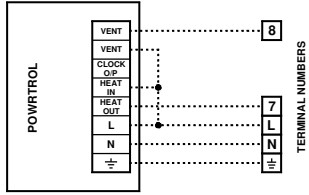
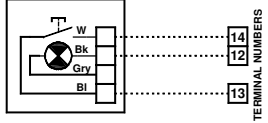


Electrical Data
Mains Input: 230v 50Hz 1ph Supply. For total Power refer to user instructions.

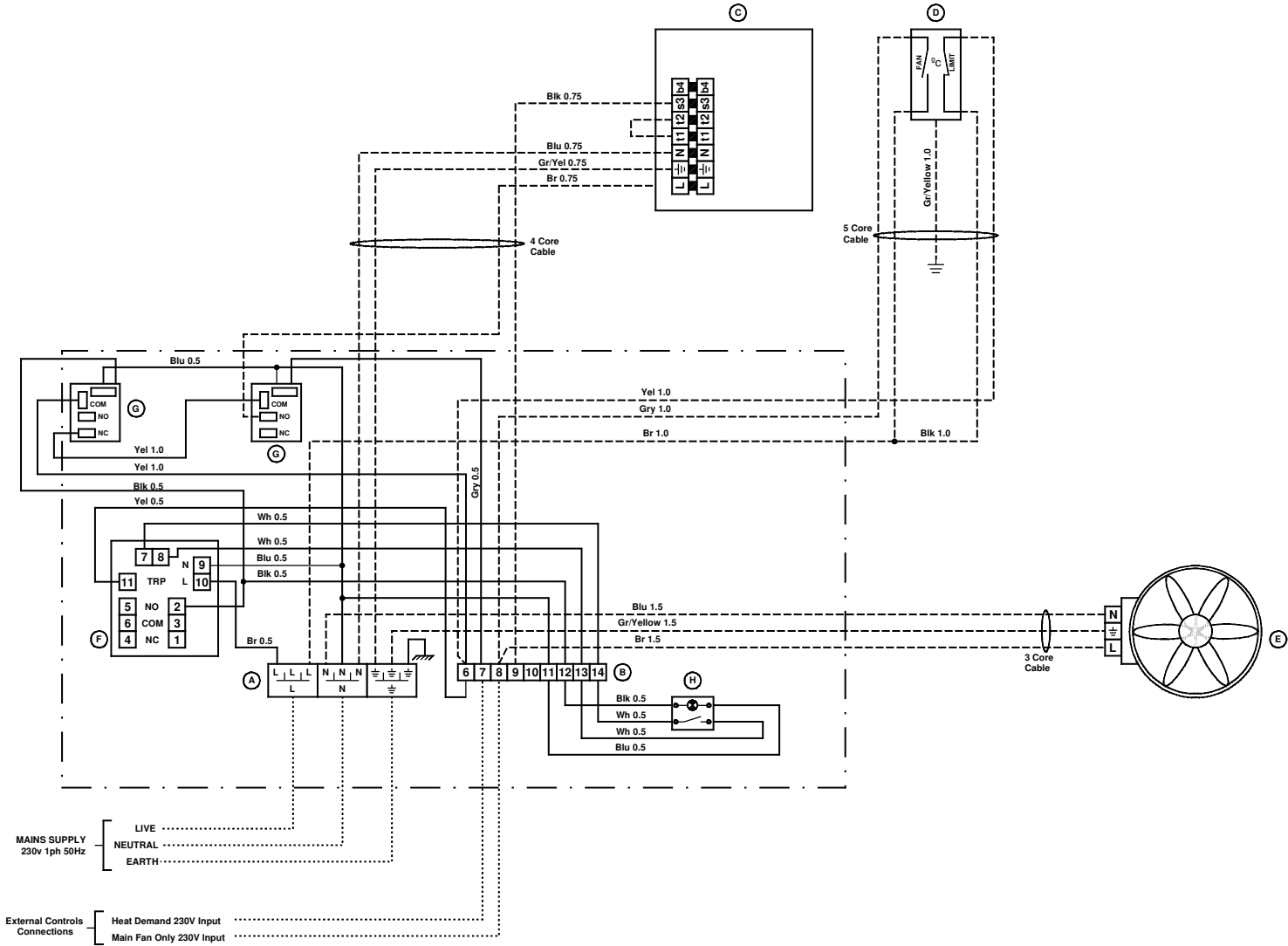
CONTROL OPTION CONNECTIONS



Low Level Limit Reset (If Required)



COMPONENT LIST (powmatic part number)		
A	3 Way Hylec Block	143100603
B	Terminal Block	143100563
C	Riello Burner	Model Specific
D	Honeywell Fan/Limit Stat	143000306
E	Main Fan	Model Specific
F	Interface Board	142403600/3
G	30A Jox Relay	143000816
H	Limit Indicator / Reset	143070274



Wiring Legend	
	Connections made by Control board Assembler
	Connections made by Final Assembler
	Connections made by Installer

POWRMATIC LTD

Powermatic Ltd - Horn Bridge, Ilminster, Somerset
TA19 9PS TEL: 01460 53505 FAX: 01460 52341
Web: www.powmatic.co.uk E-Mail: r&d@powmatic.co.uk

JMC	8091	9132	15.06.14	MkII LIB added	3
JMC	-	9132	06.02.14	MkII LIB added	2
DRN	(A) (C)	DGR	DATE	MODIFICATIONS	ISSUE

TITLE:	OUH 30-60 Freeblowing
DRG NO:	OUH F / 002-01