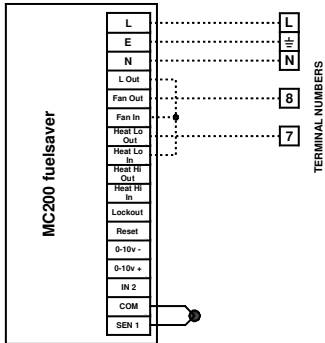
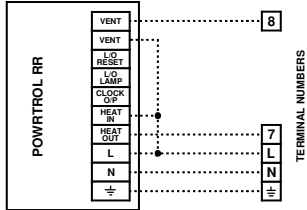
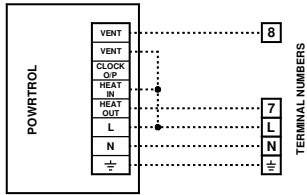
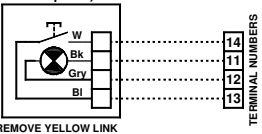


**Electrical Data**  
Mains Input: 230v 50Hz 1ph Supply. For total Power refer to user instructions.

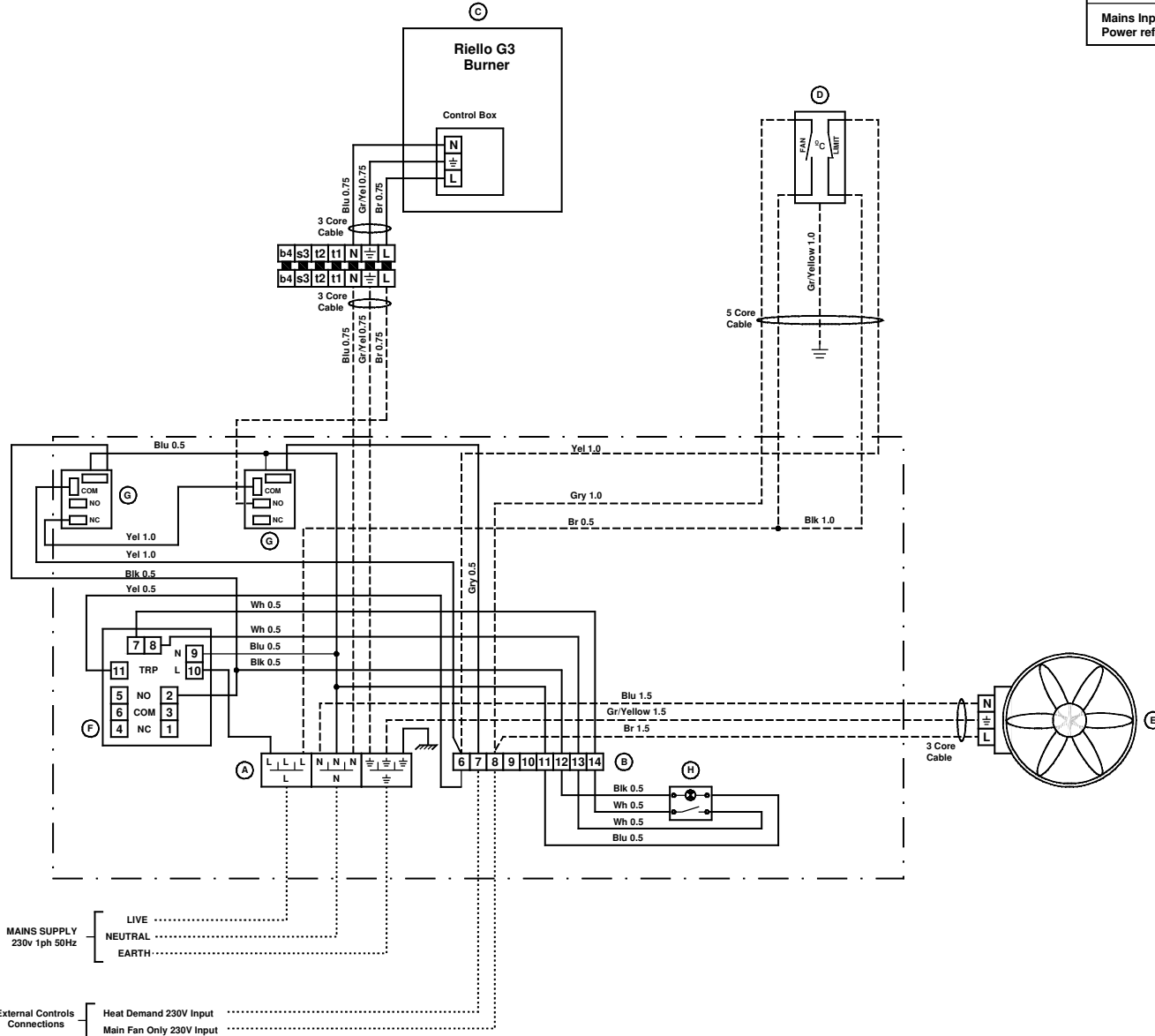
**CONTROL OPTION CONNECTIONS**



**Low Level Limit Reset (If Required)**



COMPONENT LIST ( powmatic part number)		
A	3 Way Hylec Block	143100603
B	Terminal Block	143100563
C	Riello Burner	Model Specific
D	Honeywell Fan/Limit Stat	143000306
E	Main Fan	Model Specific
F	Interface Board	142403600/3
G	30A Jox Relay	143000816
H	Limit Indicator / Reset	143070274



Wiring Legend	
	Connections made by Control board Assembler
	Connections made by Final Assembler
	Connections made by Installer

**POWRMATIC LTD**

Powermatic Ltd - Horn Bridge, Ilminster, Somerset  
TA19 9PS TEL: 01460 53535 FAX: 01460 52341  
Web: www.powmatic.co.uk E-Mail: rfd@powmatic.co.uk

DRN	IA/NC	DGR	DATE	MODIFICATIONS	ISSUE
JMC	8091	9132	15.06.14	MkII LIB added	3
JMC	7989	-	07.02.14	MkIII LIB added	2

TITLE:	OUH 20 Freeblowing
DRG NO:	OUH F / 001-01

This drawing is copyright and the property of POWRMATIC LIMITED. It must not be used without their knowledge, nor communicated to any other person or company.